


	<h1>MAMA ISARA</h1>	
REGION: DAR ES SALAAM	SCHOOL AVERAGE: 36.2	DISTRICT: ILALA
SUBJECT AND GRADE PERFORMANCE ANALYSIS		

SUBJECT RANKING			
ENGLISH	41.3	83%	1
CIVIC AND MORAL EDUCATION	38.3	77%	2
KISWAHILI	36.3	73%	3
MATHEMATICS	34.5	69%	4
SOCIAL STUDIES	33.9	68%	5
SCIENCE	33.0	66%	6

SUBJECT GRADE ANALYSIS					
SUBJECT/GRADE	A	B	C	D	F
MATHEMATICS	4	8	2	1	0
KISWAHILI	2	11	2	0	0
ENGLISH	9	5	1	0	0
SCIENCE	2	8	4	1	0
SOCIAL STUDIES	2	10	3	0	0
CIVIC AND MORAL	5	9	1	0	0

OVERALL GRADE ANALYSIS			
A	2	15	2%
B	11		14%
C	2		2%
D	0		0%
F	0		0%

CHART SUBJECT ANALYSIS						
40						
35						
30						
25						
20						
15						
10						
	MATH	KISW	ENG	SCIE	SST	CME

BOYS VS GIRLS PERFORMANCE				
	SAT		SAT	TOTAL
	10		5	15
38%		33%		

SEATED	15	100%
ABSENTEES	0	0%
PASSED	15	100%
FAILED	0	0%

NO	NAME	SEX	MATH		KISW		ENG		SCI		SST		CME		TOTAL	AVG	GRADE	POS
1	NORBERT GODSON MARKO	M	46	A	43	A	46	A	43	A	41	A	45	A	264	44.0	A	1
2	NASRI IBRAHIM TWAHIL	M	37	B	43	A	43	A	42	A	38	B	41	A	244	40.7	A	2
3	THAMRAT MWINYI WAZIRI	F	45	A	38	B	46	A	37	B	34	B	40	B	240	40.0	B	3
4	ABDULWAKIL MOHAMED ABDALLAH	M	41	A	40	B	46	A	38	B	33	B	41	A	239	39.8	B	4.5
5	SHALLY FADHIL NDUVA	M	35	B	39	B	43	A	39	B	41	A	42	A	239	39.8	B	4.5
6	SAMEER RIDHWAAAN PINGILI	M	43	A	39	B	42	A	38	B	36	B	38	B	236	39.3	B	6
7	SHADRACK GERALD LOVA	M	32	B	38	B	45	A	34	B	34	B	41	A	224	37.3	B	7
8	AGNES SAMWEL HAULE	F	33	B	37	B	43	A	36	B	34	B	39	B	222	37.0	B	8
9	SHAIMA YUSUPH MKINGWA	F	33	B	33	B	40	B	34	B	36	B	36	B	212	35.3	B	9
10	BRIAN MJUNI KALUWASHA	M	35	B	34	B	40	B	29	C	34	B	38	B	210	35.0	B	10
11	YAQUB HABIB ABDULRAHMAN	M	28	C	35	B	39	B	33	B	34	B	38	B	207	34.5	B	11
12	FRANCIS MICHAEL MWAMBO	M	34	B	34	B	40	B	28	C	31	B	33	B	200	33.3	B	12
13	IBRAHIM GOODLUCK MASAWA	M	31	B	35	B	43	A	23	C	29	C	36	B	197	32.8	B	13
14	GLADNESS ELLYJASON CHAO	F	27	C	29	C	34	B	19	D	28	C	30	C	167	27.8	C	14
15	JESCA JOSEPHU MTARES	F	18	D	27	C	29	C	22	C	26	C	36	B	158	26.3	C	15